

GRCC Catalog Guides

Catalog Home Page

The screenshot shows the GRCC Catalog Home Page. At the top, there is a navigation bar with the GRCC logo and links for CONTACT US, LOCATIONS, ABOUT US, IT HELP, and ESPAÑOL. Below this is a search bar and a dropdown menu for the current catalog year, set to 2016-2017. The main content area features a large image of a blue GRCC banner and the text "Grand Rapids Community College" and "Welcome to the 2016-2017 College Catalog". A sidebar on the left contains a "Catalog Search" section with a search bar and a list of navigation options. A callout box points to the search bar, and another points to the "Catalogs (2011-2015)" link in the sidebar. A third callout box points to the "2016-2017 Catalog" dropdown menu.

Search any topic within the GRCC Catalog

For more in-depth information, select one of these options

Select any current catalog(s) and for previous catalogs select the Catalogs (2011-2015) tab on the left

GRCC Catalog Guides

Academic Programs

The screenshot shows the GRCC Academic Programs catalog page. The browser address bar displays 'catalog.grcc.edu/content.php?catoid=18&navoid=810'. The page has a navigation menu with categories: ACADEMICS, CURRENT STUDENTS, FUTURE STUDENTS, FACULTY & STAFF, and ALUMNI & COMMUNITY. The 'Academic Programs' section is active, showing a search bar and a list of programs categorized by field: Applied Technology, Automotive, Biological Sciences, and Business. A star icon is visible in the top right of the main content area.

Departments are listed alphabetically and programs are listed beneath their department

Click on the  icon to add a program to your My Catalog page

To view the graduation requirements for each program, click on the name of the program

GRCC Catalog Guides

Course Description Search

The screenshot displays the GRCC Catalog Course Description Search page. The page features a search bar at the top, a navigation menu, and a 'Course Filter' box. The 'Course Filter' box allows users to filter courses by prefix, code, or keyword. Below the filter box, there is a list of course results under the heading 'Anthropology' and 'Arabic'. A blue arrow points from the 'Course Filter' box to the 'All prefixes...' dropdown menu. Another blue arrow points from the 'All prefixes...' dropdown menu to the 'Introduction to Anthropology' link in the course list.

Use the *Course Filters* box to narrow the list to the subject you are looking for.

You can search by:

- *Prefix* of the subject area (AN, BA, CHM, etc.)
- *Course Code* (100, 101, 102)
- *Type* of the course (Nursing, Business, Spanish, etc.)
- *Key word*


To view the course description, click on the link

GRCC Catalog Guides

Course Description


A credit hour gives value to an amount of work represented in intended learning outcomes and verified by evidence of student achievement of those outcomes. **A credit hour requires a minimum of one hour of direct faculty instruction and two hours of out-of-class student work each week for the equivalent of fourteen weeks.**

The screenshot shows a web browser window displaying the GRCC Catalog. The address bar shows the URL: catalog.grcc.edu/content.php?catoid=18&navoid=832. The page content includes a navigation menu on the left with options like Student Records/Registrar, Student Services, Tuition/Financial Aid, Academic Policies, Graduation, Continuing Education / Workforce Training, and My Catalog. The main content area displays the course description for AN 201 - Introduction to Anthropology, including credits, contact hours, prerequisites, corequisites, and a description. A blue arrow points from the text box on the left to the course title. Another blue arrow points from the text box on the right to a star icon in the top right corner of the course description box.

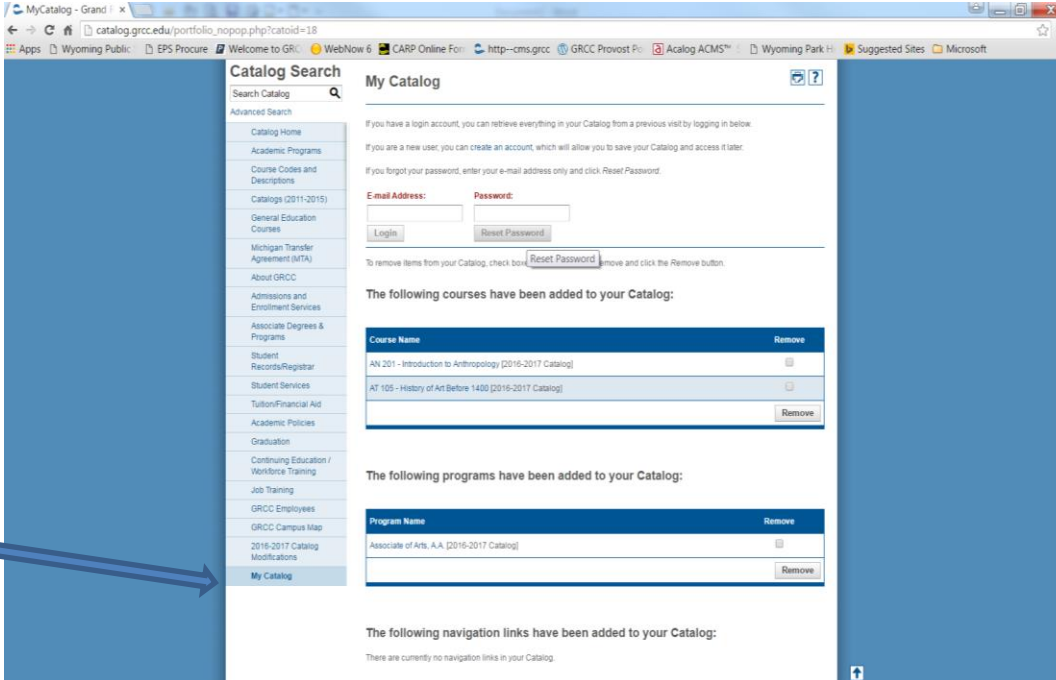
Click on the  icon to add a course to your *My Catalog* page

GRCC Catalog Guides

My Catalog

To place an item in your favorite, click on the  icon on that page.

Click on the My Catalog page tab to access your catalog favorites



MyCatalog - Grand Rapids Community College

catalog.grcc.edu/portfolio_nopop.php?catoid=18

Apps Wyoming Public EPS Procure Welcome to GRCC WebNow 6 CARP Online Form http-cms.grcc GRCC Provost Portal Acalog ACMS™ Wyoming Park H Suggested Sites Microsoft

Catalog Search

Search Catalog

Advanced Search

- Catalog Home
- Academic Programs
- Course Codes and Descriptions
- Catalogs (2011-2015)
- General Education Courses
- Michigan Transfer Agreement (MTA)
- About GRCC
- Admissions and Enrollment Services
- Associate Degrees & Programs
- Student Records/Registrar
- Student Services
- Tuition/Financial Aid
- Academic Policies
- Graduation
- Continuing Education / Workforce Training
- Job Training
- GRCC Employees
- GRCC Campus Map
- 2016-2017 Catalog Modifications
- My Catalog**

My Catalog

If you have a login account, you can retrieve everything in your Catalog from a previous visit by logging in below.

If you are a new user, you can create an account, which will allow you to save your Catalog and access it later.

If you forgot your password, enter your e-mail address only and click [Reset Password](#).

E-mail Address: **Password:**

To remove items from your Catalog, check box Remove and click the Remove button.

The following courses have been added to your Catalog:

Course Name	Remove
AN 201 - Introduction to Anthropology [2016-2017 Catalog]	<input type="checkbox"/>
AT 105 - History of Art Before 1400 [2016-2017 Catalog]	<input type="checkbox"/>
	<input type="button" value="Remove"/>

The following programs have been added to your Catalog:

Program Name	Remove
Associate of Arts, A.A. [2016-2017 Catalog]	<input type="checkbox"/>
	<input type="button" value="Remove"/>

The following navigation links have been added to your Catalog:

There are currently no navigation links in your Catalog.

The *My Catalog* page is a way to maintain a list of courses, programs or other information from the catalog you have found to be informative and/or related to your program you are pursuing at GRCC and wish to save.

Your *My Catalog* page is accessible from any computer and only requires an email and password set-up.